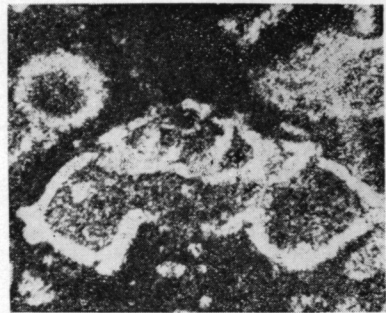




1



2



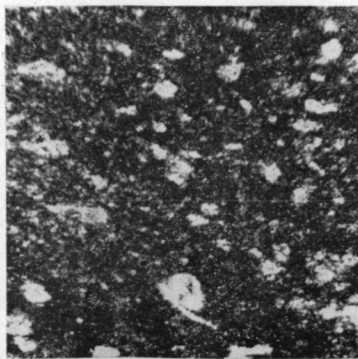
3



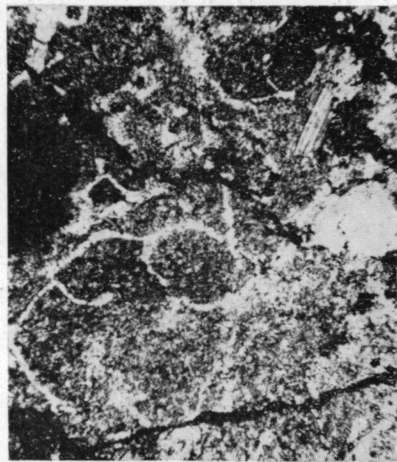
4



6



5



7

Fig. 3. — Microfaunes crétacées des formations étudiées.

1-5, Aiguille basse de Mary ; 6-7, Col de Bellino.